

# MINI DUMPER® T500D

DIESEL

4.2 t

2.1 m<sup>3</sup>



HIGH  
PRODUCTIVITY



LOW  
MAINTENANCE  
COST



COMFORT



SAFETY

SMALL SIZE  
GREAT PRODUCTIVITY

 **Aramine**  
NEVER STOP MINING

# MINI DUMPER® T500D

DIESEL

Comply  
to EC  
register



Designed  
& made in



## A SIMPLE & RELIABLE DUMP TRUCK

Based on the powerframe and components of the L150D loader, the T500D miniDumper will easily allow you to increase productivity and keep control of parts inventory and fleet rationalization. With its four wheel drive, heavy duty articulated frame and oscillating axle, the T500D will smoothly carry your load in toughest road condition and short turning radius of underground narrow vein mines.

Indeed, this dumptruck is capable to carry three times the capacity of the L130D/E miniLoader at a highest speed. **This result in a simple mission: increasing productivity by 4 times on a 700 meters tramming distance.**

No doubt, the perfect complement of the L130/L150miniLoader range is here, and will allow Narrow Vein Mining to reach another step of mechanization.



### L150D/E\*

DIESEL OR ELECTRIC

CAPACITY : 1,4 T

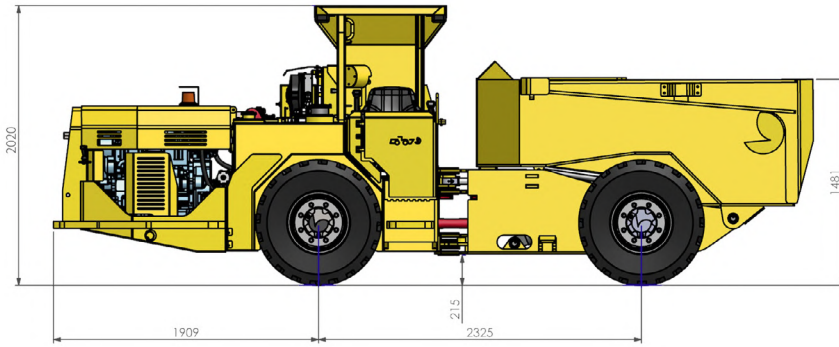


### L140B\*

BATTERY

CAPACITY : 1,3 T

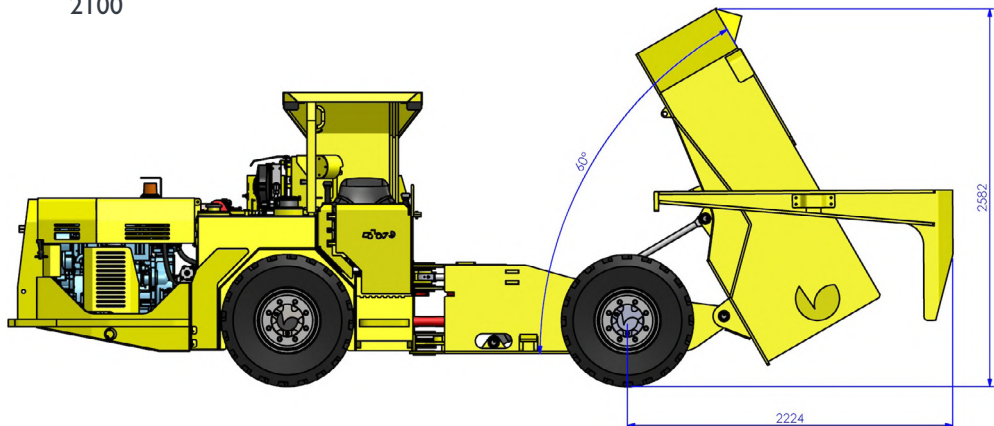
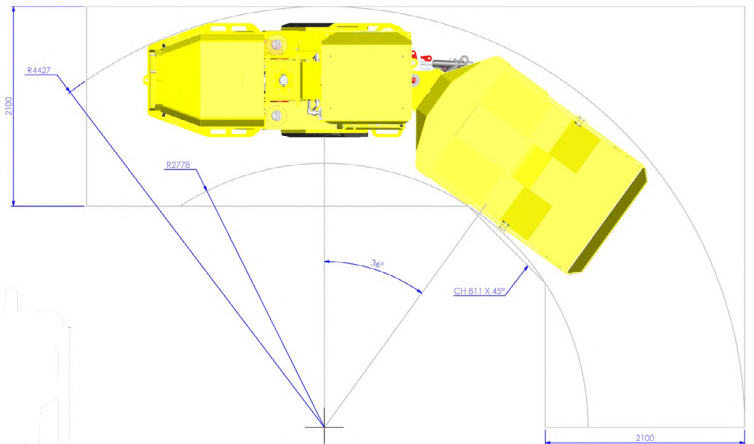
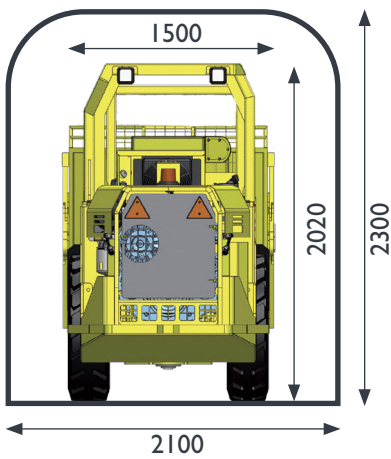
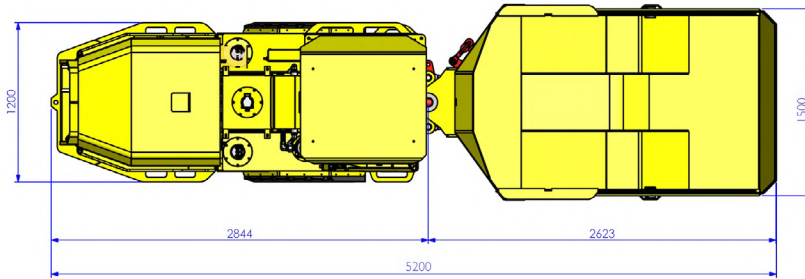
\* must be equipped with an ejector Bucket to unload on the T500D



# MINI DUMPER® T500D

**DIESEL**

\* All dimensions in mm



Click here for a 360° view

# SPECIFICATIONS

## CAPACITIES

Tramming capacity	4 200 kg
Empty weight	4 800 kg
Dump Box volume in dome	2,1 m <sup>3</sup>

## SPEED

Vehicle speed loaded	0 to 9 km/h
Dump box cyclinders speed:	
Tail gate Opening + Dump Box raising:	7,7 sec
Dump box Lowering + tail gate Closing:	6,4 sec

## ENGINE

Deutz Model D914L04 - CE: I I 13A & MSHA certified - 53kW

## EXHAUST SYSTEM

Catalytic purifier and Silencer

## TRANSMISSION

Hydrostatic Transmission fully reversible  
Pump: Variable displacement 71 cm<sup>3</sup> @ 400 Bars  
Motor: fixed displacement 56 cm<sup>3</sup>

## AXLES

Front & Rear axles, Aramine A5107 Series  
Front: Oscillating mounted axle with wheel end planetary and standard differential  
Rear: Rigid axle with wheel end planetary and Nospin differential lock type  
Transfer Box mounted on front axle

## OSCILLATION

Front axle mounted on oscillation frame with 12° articulation (6 degrees in each side)

## BRAKE SYSTEM

Service: Hydrostatic brake with pedal control and Spring Applied multi-disc assistance  
Parking & Emergency : LCB multi-discs brake, Spring Applied Hydraulic Release, mounted in rear axle.  
Manuel and/or automatic actuation in case of energy loss (hydraulic, electric, engine) and when operator is out of seat.

## WHEEL & TIRES

MICHELIN: 8,25 R15 Xmine D2  
Mounted on demountable rims

## HYDRAULIC SYSTEM

Suction strainer	100 microns
Return & Suction filter	25µ Cartridge
Fluid	ISO VG68

Hydraulic gear pump  
Hydraulic Pilot Steering & Bucket Controls  
Hydraulic Cylinders, double acting type:  
One (1) for Dump Box  
Two (2) for Steering

## ELECTRICAL SYSTEM

Sealed electrical system with replaceable harness  
Battery: 12V 105 Ah  
Starter & accessories: 12V  
2 front & 2 rear lights: 12V 17W  
Alternator: 95A

## OPERATOR'S COMPARTMENT

Side Seated Operator, for better visibility in both directions  
Seat with armrests, and safety belt  
Ergonomic built-in armrests ajustable with Joystick controls  
Ergonomic Control panel  
Certified ROPS/FOPS Canopy over operator  
Steering direction controlled by left joystick  
Dump box controlled by the second left joystick  
Forward/Reverse/Neutral control buttons on right joystick  
Right foot pedal for tramming speed control  
Left foot pedal for hydrostatic brake  
Entry door with bucket & steering interlock

## TANK CAPACITY

Fuel	50 L (bolted)
Hydraulic	80 L (welded to frame)
Hydrostatic	70 L (welded to frame)

All tanks with access cover (easy cleaning)

## STANDARD EQUIPMENT

All hoods are assisted by Gaz spring cylinder and locking device  
Manual centralized lube system  
BackUp Audio Alarm  
Safe and easy Central hinge locking device  
Safe and easy dump box locking device  
Replacable inserts to central hinge, bucket and boom articulations

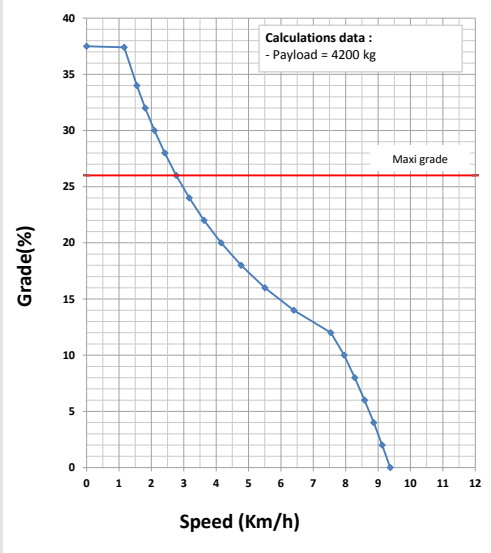
## OPTIONS

Engine Model BF4L914 - High altitude - (53kW @ 4 000m ASL)  
Fire suppression system ANSUL  
Automatic Lube system  
Extinguisher  
Radio Remote Control system  
Emergency Power Steering (electro-hydraulic)  
Brake Release Tow Hook

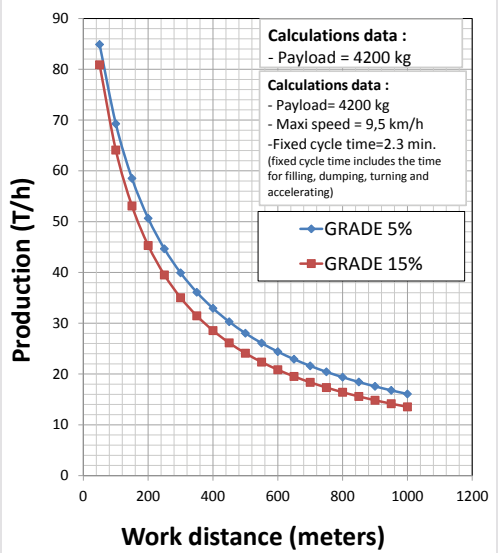


# PERFORMANCES

SPEED ON GRADE



PRODUCTION IN T/h



\*One way. For longer distance, contact our sales department



# NEVER STOP MINING



PAAP-BP 60205  
158 Rue Henri Bessemer  
13796 Aix en Provence  
+33(0) 04 42 53 53 00  
info@aramine.com  
www.aramine.com  
www.shop.aramine.com

