

MINETRUCK® T1801C

DIESEL

18 t

8,5m³



SAFETY



LOW MAINTENANCE COST



COMFORT



HIGH PRODUCTIVITY

HIGH CAPACITY FOR
MAXIMUM PRODUCTIVITY

 **Aramine**
NEVER STOP MINING

MINING TRUCK® T1801C

DIESEL

CUMMINS
ENGINE
TIER 3

CANBUS
SYSTEM WITH DCS*
**DATA COLLECT SYSTEM*

OPEN OR
ENCLOSED
CABIN



ARTICULATED LOW PROFILE DUMP TRUCK

Developed for small to medium scale underground operations, the MineTruck 1801C is ideal for sections from 10 to 16 m³. The operator compartment is designed to offer the best comfort and ergonomics. The operator's seat faces forward and features ergonomic controls to improve working conditions.



PERFECT MATCH

Find the perfect match for your mining truck from our range of machines.

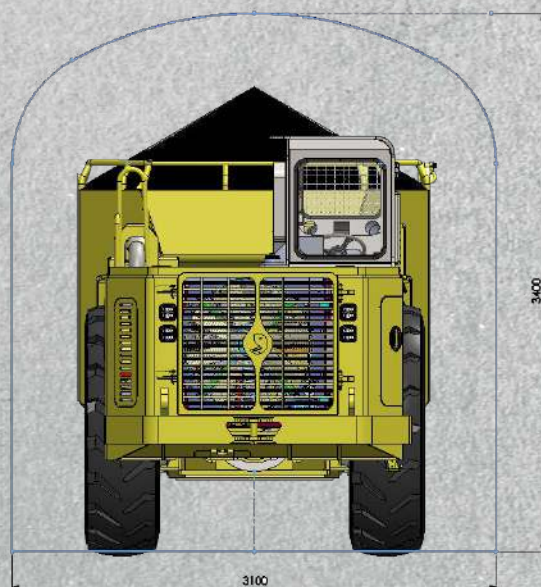
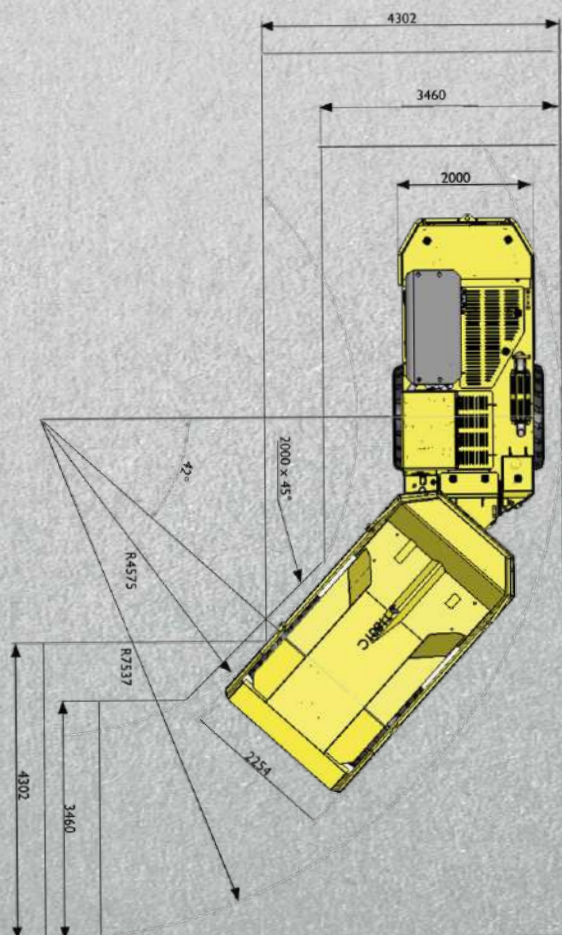
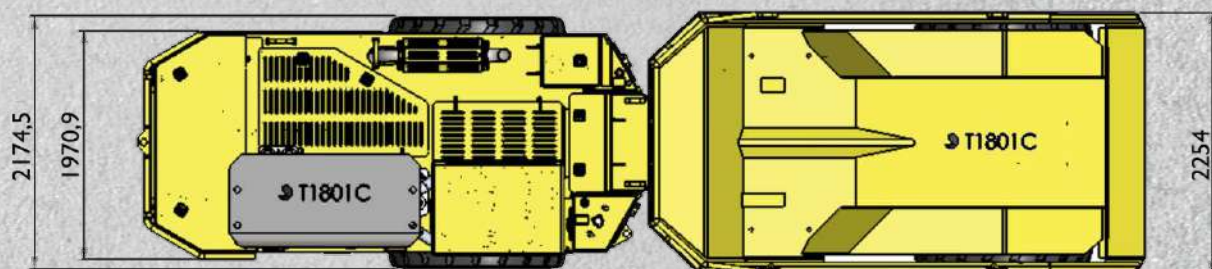
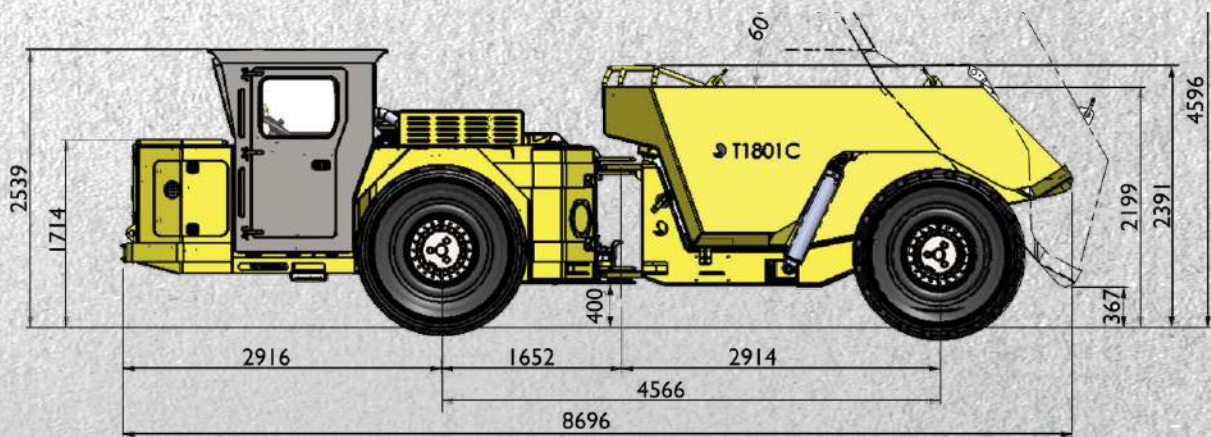


3 to 7

TON

Loaders between 3 to 7 t with a dumping height of 2 meters or with an ejector bucket.

Contact our Sales department



Comply
to EC
register



Designed
& made in



SPECIFICATIONS

CAPACITIES

Tramming capacity	18 t
Dump box volume in dome	8,5 m ³

VEHICLE SPEED

Forward or Reverse with 3% rolling resistance				
Gear	1st	2nd	3rd	4th
Speed in km/h	5	10	17	29

DISCHARGING

Time	12 seconds
------	------------

ENGINE

Cummins tier 3 QSB6.7
MSHA Power Rating @ 2200 rpm 164kW/220HP
Max Torque @ 1,500 rpm 959 Nm
Displacement 6.7L

EXHAUST SYSTEM

Catalytic purifier, exhaust silencer

TRANSMISSION

Dana R-32000 Series
Fully Power Shift Transmission
4 Speeds Forward, Reverse
Gear shift with electrical control or automatic mode

TORQUE CONVERTER

Dana CL 323.1
With automatic lock-up

AXLES

Dana 16D with standard differentials and wheel-end planetaries
Posi-Stop brake in each wheel-end with forced cooling system

BRAKE SYSTEM

With both axle options
Spring Applied Hydraulically Released in each wheel end
Parking and Emergency : same as service in each wheel end, manually applied by push button
Auto Brake Apply in case of : Hydr Press Loss, Transm Press Loss, Elect Failure

WHEEL & TIRES

I 6.00R25 deeplog type for mining application

HYDRAULIC SYSTEM

Cylinders Double Acting with Chrome Plated Stems	
Steering Cylinders (x2)	Diameter 110mm
Hoist Cylinders (x2)	2 Stages
First stage Diameter	140 mm
Second stage Diameter	95 mm
Pumps : heavy duty gear type for steering /dump/brake	
Filtration	Suction Line : 25Micron

ELECTRICAL SYSTEM

24 Volt Starting, 24 Volt Accessories
Fully sealed electrical system with replaceable harnesses
Canbus type System for easy monitoring, and control of each function
LED type lights

FRAME

Strong welded power frame with independant rubber
Mounted cabin, well protection and accessible water
Cooled Engine and radiator cooling system

OPERATOR'S COMPARTMENT

Open cabin, forward seated operator with ergonomical controls
Orbitrol steering wheel
Dashboard with all controls & indicator screen
Operator seat with suspension & safety belt
Built-in-cab armrest for high ergonomics and a perfect operator position
Rubber mounted open cabin

TANK CAPACITY

Fuel	220 L
Hydraulic Oil	210 L

DUMP BOX

Strong welded Box with angled corner for better protection, smooth interior for easy material unloading
Rear tailgate type to avoid material spilling during tramming
Optional rear mechanical tail gate to increase capacity and avoid material spillage on grade
Optional telescopic DumpBox for unloading on low back height or backfilling application

OPTIONS

Stage V Volvo engine with CE certification
Fire suppression system ANSUL
Auto Lube system
Enclosed pressurized cabin with AirCooled and Heater
Cement mixer drum (5 to 8 m ³)
DumpBox without front balcony for limited dumping height
DumpBox with automatic tailgate
Fully enclosed Low Profile cabin with sound suppression, pressurisation, air cooled, heater, wind shield washer and wipers

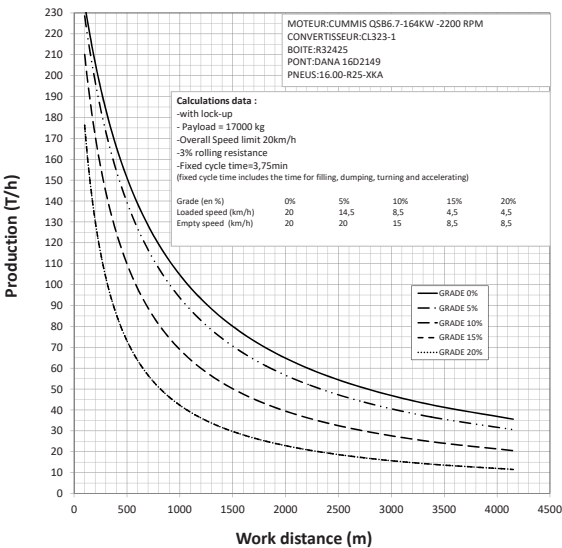


PERFORMANCES

Grade performance

EMPTY	Percent grade	0	2	4	6	8,3	10	12,5	14,3	16	18	20
	Ratio					1:12	1:10	1:8	1:7			1:5
	1st gear (kph)	5,0	5,0	5,0	5,0	5,0	5,0	5,0	5,0	5,0	5,0	5,0
	2nd gear (kph)	9,5	9,5	9,5	9,5	9,5	9,5	9,5	9,5	9,5	9,0	9,0
	3rd gear (kph)	17,0	17,0	17,0	16,5	16,5	15,5	13,5	11,0			
	4th gear (kph)	30,0	30,0	29,0	23,5							
LOADED	Percent grade	0	2	4	6	8,3	10	12,5	14,3	16	18	20
	Ratio					1:12	1:10	1:8	1:7			
	1st gear (kph)	5,0	5,0	5,0	5,0	5,0	5,0	5,0	5,0	5,0	5,0	4,5
	2nd gear (kph)	10,0	9,5	9,5	9,0	8,5	8,0	7,0				
	3rd gear (kph)	17,0	16,5	15,0	11,0							
	4th gear (kph)	29,0	21,0									

T1801C PRODUCTIVITY CURVE



NEVER STOP MINING



PAAP-BP 60205
158 Rue Henri Bessemer
13796 Aix en Provence
+33(0) 04 42 53 53 00
info@aramine.com
www.aramine.com
www.shop.aramine.com

